

指導用 PowerPoint

本文（全文読み）

First, one example is the manner in which they have historically been incorporated into structural designs. The *karesansui* (dry landscape) garden at the Zen temple Ryōanji in Kyoto illustrates such a use. Its surface may look completely level, but actually, it inclines towards the garden's south-east corner. Also, the west-side earthen wall is slightly higher at its northern end. These factors create an optical illusion that makes this surface look deeper. This effect is the same as the one seen in the Ponzo Illusion (Figure 1) in which the line below it, even though it is longer, appears shorter.

新出単語
Expressions
スラッシュ
ディクテーション
普通読み

段落ごとに音声を流せます。

First, one example is the manner in which they have historically been incorporated into structural designs. The *karesansui* (dry landscape) garden at the Zen temple Ryōanji in Kyoto illustrates such a use. Its surface may look completely level, but actually, it inclines towards the garden's south-east corner. Also, the west-side earthen wall is slightly higher at its northern end. These factors create an optical illusion that makes this surface look deeper. This effect is the same as the one seen in the Ponzo Illusion (Figure 1) in which the horizontal line below it, even though it is longer, appears shorter.

新出単語
Expressions
スラッシュ
ディクテーション
普通読み

新出単語を強調します。

First, one example is the manner in which they have historically been incorporated into structural designs. The *karesansui* (dry landscape) garden at the Zen temple Ryōanji in Kyoto illustrates such a use. Its surface may look completely level, but actually, it inclines towards the garden's south-east corner. Also, the west-side earthen wall is slightly higher at its northern end. These factors create an optical illusion that makes this surface look deeper. This effect is the same as the one seen in the Ponzo Illusion (Figure 1) in which the horizontal line below it, even though it is longer, appears shorter.

新出単語
Expressions
スラッシュ
ディクテーション
普通読み

新出表現を強調します。

First, one example is the manner in which they have historically been incorporated into structural designs. The *karesansui* (dry landscape) garden at the Zen temple Ryōanji in Kyoto illustrates such a use. Its surface may look completely level, but actually, it inclines towards the garden's south-east corner. Also, the west-side earthen wall is slightly higher at its northern end. These factors create an optical illusion that makes this surface look deeper. This effect is the same as the one seen in the Ponzo Illusion (Figure 1) in which the horizontal line below it, even though it is longer, appears shorter.

新出単語
Expressions
スラッシュ
ディクテーション
普通読み

スラッシュが入ります。

本文（一文読み）

Lesson 1 Potential Uses of Optical Illusions Paragraph 1-3 (P.20-21)

Look at the illustration below.

本文と訳例を1文ずつに区切って掲載。
スライドを切り替えると、音声も自動で流れます。

Lesson 1 Potential Uses of Optical Illusions Paragraph 1-3 (P.20-21)

下のイラストを見てください。

本文（フレーズ読み）

Lesson 1 Potential Uses of Optical Illusions Paragraph 1-3 (P.20-21)

Look at the illustration below.

下のイラストを見てください

フレーズリーディング用のスライドです。
訳例がアニメーションで表示され、音声も流れます。

Lesson 3 Potential Uses of Optical Illusions Paragraph 1-3 (P.20-21)


What do you see?

あなたは何が見えますか

指導用 PowerPoint

フラッシュカード

vertical
[vɔːrtɪkl]



垂直の

PowerPoint 上でカードをめくって使えます。

Before Reading


Questions

Listening 音声 Q1

解答を表示/非表示

1. Which line does Josh think is longer?

A. The horizontal line.
B. The vertical line.
C. He thinks they're the same length.



Before Reading のリスニング音声を聞くことができます。

設問

① The *karesansui* garden at Ryōanji
A house with an extremely high ceiling

② A three-dimensional sign
Three-dimensional crosswalk designs

a. ①: Make space bigger
②: Show something important, or to be careful

b. ①: Show the artistic beauty ②: Surprise people

c. ①: Prevent traffic accidents ②: Make something look more spacious

d. ①: Make something look more spacious
②: Attract people's attention

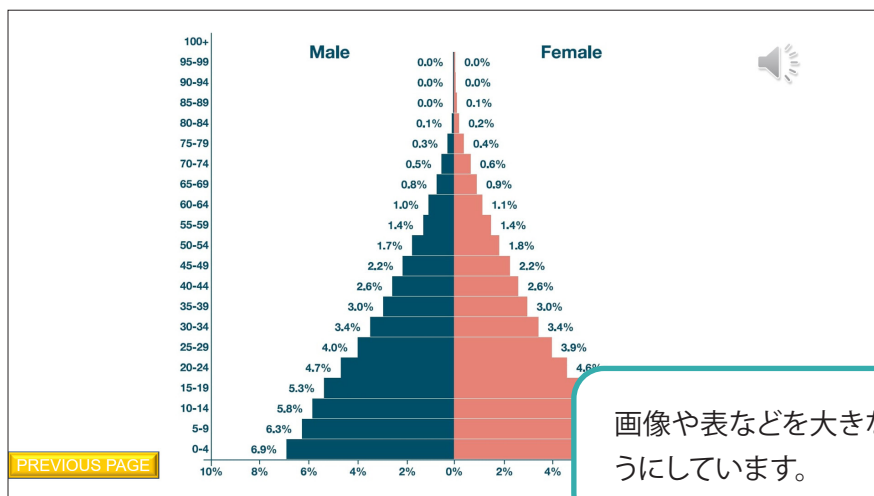
解答を表示/非表示

PREVIOUS PAGE

教科書の Questions, Overview, Comprehension, TRUE OR FALSE をスライドに掲載。解答の表示、非表示に加え、音声を聞くこともできます。

指導用 PowerPoint

Topic Task



画像や表などを大きな画面で見られるようにしています。

設問

Features:
(例)

- There is not much difference between men and women.
- The percentage of teenagers and younger is particularly large.
- The older they get, the more their population decreases.

教科書の QR 音声も PowerPoint 上で再生ができます。

Final Task

(Photo) (例) B

(Explanation)
At supermarkets, fruit is put in nets and sold. For example, oranges are put in a red or orange net. Why are they put in a net similar in color to the products themselves? It is because it makes the products look better and more delicious. It is an optical illusion.

Final Task の問題をスライドにまとめました。解答例も収録。

特長

授業展開例

紙面紹介

関連教材

指導用 Data

Digital