

Speech

PART 1

Part 1 (Lesson 1 ~ 3) ではスピーチ,
Part 2 (Lesson 4 ~ 6) ではプレゼン
テーションを行います。この2つ
のPart はどちらも同じ構成です。

Introducing Yourself

自分自身を伝えよう

スピーチの構成について学ぼう

スピーチ原稿を書こう

聴衆に向かってスピーチをしよう

Introduction to Speeches

 Lesson 1 Self-Introduction

 Lesson 2 What I'm Worried About

 Lesson 3 If I Were the Principal

For a Better Speech



Self-Introduction



Targets!

- 顔を上げて、聞き手に向けてはっきりと話してみよう
- やさしい語を使い、自分の夢についても述べよう
- 文の要素について学ぼう



Warm Up トピックに触れよう


- 5 **1** Write your answers to the questions in the chart below. Then have a dialog in pairs and take notes about your partner.

Name	You	()
1. What do you like to do when you have free time?		
2. What is your favorite activity?		
3. What is your dream for the future?		

各 Lesson の題材について簡単な対話でウォームアップしたあと、Model 文のリスニング問題に取り組みます。

- 2 An exchange student, Gregory, is making a speech about himself. Listen and fill in the blanks.

-  
- 10 Name: Gregory Durand
- Hometown: Brisbane, **1** _____
- Favorite activities:
- scuba diving, solving number-placement **2** _____
- What I like most: taking care of **3** _____
- Experience: a **4** _____ in a zoo
- Dream for the future:
- 15 a vet, a **5** _____ specialist, want to work in a wildlife sanctuary
- Message to the audience:
- Taking care of **3** _____ is taking care of the **6** _____.





Hello, everyone. My name is Gregory Durand. Can you guess where I'm from? Yes, I'm from Australia, and my hometown is Brisbane. I like scuba diving and solving number-placement puzzles! If you don't know about these puzzles, I will explain about them later. However, what I like most is taking care of animals, such as koalas, wallabies, and wombats. They are all beautiful in their own way, aren't they? I once worked as a volunteer in a zoo, and learned a lot about them. Ask me anything about them. I want to be a vet; more specifically a koala specialist. I want to work in a wildlife sanctuary and help to keep the animals there healthy and safe. I believe taking care of animals is taking care of the earth. Thank you.

Expressions

- solve + 図(図を解く)
- number-placement puzzle (数字を書き込むパズル)
- wallaby(ワラビー)
- wombat(ウォンバット)
- in 図's own way (それなりに, 独自に)
- wildlife sanctuary (野生動物保護区)

True or False

1. (T / F)
2. (T / F)
3. (T / F)

Warm Up で聞いた内容を確認しながら、英語の音声の特徴や重要表現をインプットします。

Check!

Sounds

単語や複合語のストレス・パターンに注意して発音しよう。

hello Australia scuba diving wallabies wildlife sanctuary

Grammar 文の要素

What I like most is **taking care of animals**. (ぼくが一番好きなのは、動物の世話をすることです。)

活動での重要テクニックを学習します。テクニックが使われている箇所を Model 文で確認し、次の活動で実際に使うことで、効率よく知識・技能を定着させます。

Improvement Tips

Introduction について

聞き手はスピーチの内容を知りません。はじめにトピックと関連した質問を投げかけるなどして、聞き手の興味・関心を引きましょう。また、どのような話し方(声の高さ、大きさ、速さなど)がよいか、何度も声に出して練習をしましょう。



Introduction

Good afternoon, everyone. I'm Morita Kazuki. Do you like swimming? **自分の特技や趣味の**

Body

I like swimming very much. I've been working as a volunteer lifeguard at swimming pools for two years, and I want to help children experience the joy of swimming. **具体例や体験談**

Conclusion

I want to make many friends in this class and enjoy my school life. Thank you for listening. **大学で学びたいことや、社会に出てからしたいことなど**

You are going to make a speech about yourself. It should include information about your dreams for the future.

For a Better Speech p. 21

1 Make an outline.

Introduction (greeting, name)

-
-
-
-

Body

Favorite things / Activities

-
-
-
-
-
-
-
-
-
-

Examples / Experiences

前ページで確認した Improvement Tips や各 Part のコラムを確認しながら、段階を踏んで、スピーチやプレゼンテーションの準備、発表を行います。

Future dreams

-
-
-
-
-
-
-
-
-
-

For Your Use

- play in a band (バンドで演奏する)
- draw comics(マンガを描く)
- research earthquakes (地震について研究する)
- study environmental problems /invàɪənməntl/ (環境問題について学ぶ)
- do welfare-related work (福祉関係の仕事をする)
- become a dance instructor (ダンスのインストラクターになる)
- work as an interpreter /ɪntəˈprətər/ (通訳として働く)
- live abroad(海外に住む)

For More Use >>>> p. 110

Conclusion

-
-
-

2 Write a speech based on the outline above.

3 Practice the speech alone first, then with your partner. If necessary, prepare notes with keywords.

4 Deliver the speech to your classmates.

Improvement Tips

<<<< p. 10

Give It a Shot p. 106

Grammar Compass

一文の要素

主語と目的語は、動作をする側とされる側の関係にある(①, ③, ④)。補語は、②では主語の様子、④では目的語の様子を表す。

- ① She bakes **cookies**. (彼女はクッキーを焼く。) 目的語：名詞(句)
- ② Handball seems **interesting**. (ハンドボールは面白そうだ。) 補語：形容詞(句)または名詞(句)
- ③ The senior students taught **us a new song**. (最上級生が私たちに新しい曲を教えてくれた。)
- ④ The match made **me nervous**. (試合のことで私は緊張した。)

目的語が「(~が)…すること」のときには、to不定詞、-ing形、that節などが用いられる。

- ⑤ He decided **to join the school chorus**. (彼は合唱部に入ることに決めた。)
- ⑥ I enjoy **taking care of plants**. (私は植物の世話をするのが楽しい。)
- ⑦ He thought **that the new classmate came from Aomori**. (転校生は青森出身だと彼は思った。)

活動を支える文法事項を厳選。解説と問題でインプットを行ったあと、活動の中でも学んだ文法事項を使い、さらなる定着を促します。

1 Choose the correct answer from the two choices given in parentheses.

- ① The students (became / enjoyed) watching the basketball game.
- ② We (dreamed / hoped) to participate in the prefectural tournament.
- ③ The committee (announced / postponed) the game until one week later because of the typhoon.

2 Arrange the words in parentheses in the proper order.

- ① They _____ of the new team.
(captain, elected, Satoshi)
- ② The news of his winning the medal _____.
(class, made, proud, the, very, whole)
- ③ Yuta's hobby is visiting castles. He said _____ in Japan.
(already, has, he, that, 20 castles, visited)

3 Tell your classmates about your favorite subject in elementary school, junior high school, and now. If your favorite subject has changed over the years, explain why. If you still like the same subject, tell them why you like it.

	Elementary school	Junior high school	Senior high school
Your favorite subject and reason(s)			

例



Daiki

I liked **Japanese** in elementary school, because I liked to read as many stories as possible. When I was in junior high school, I felt **English** was more interesting than Japanese, as I thought that English opened my eyes to the wider world. Now, I like not only English but also **geography**. Knowing about other countries makes me want to travel all around the world.



Shiori

Art has been my favorite subject since elementary school. I simply enjoyed drawing pictures and making totally new things using my imagination when I was in elementary school. Then I began to appreciate great masterpieces of the art world in junior high. Now, I'm interested in designing new products used in our daily life.

Lesson 7

Targets!

How Can We Communicate Better Online?

Part 3 (Lesson 7,8) ではディスカッション, Part 4 (Lesson 9,10) ではディベートを行います。この2つのPart はどちらも同じ構成です。



Warm Up トピックに触れよう

リスニング問題で題材の前提知識を導入したあとに、簡単な対話活動を行います。

1 Listen to the dialog and choose True (T) or False (F).



- 1 Miho uses social media to communicate with her friends. [T / F]
- 2 Miho usually writes e-mails in a formal style when communicating online with her teachers. [T / F]
- 3 Shota likes a casual style of writing because this makes the writer or the message seem more polite. [T / F]

*social media(ソーシャル・メディア< SNS など、情報の共有や拡散を目的としたインターネット上の情報交流媒体 >)

2 Write your answers to the questions in the chart below. Then have a dialog in pairs and take notes about your partner.

Name	You	()
1. What online communication tools do you often use?		
2. Who do you use them to communicate with?		
3. When do you think online communication tools are particularly useful?		
4. Have you ever had any difficulty using these tools?		

理由の分類や主張と理由のマッチングなど、情報のインプットを兼ねた簡単で論理的な問題に取り組みます。

For Your Use

- contact old friends (旧友と連絡をとる)
- share photographs with + 図 (図と写真を共有する)
- become addicted to + 図 (図がやめられなくなる)
- accidentally visit illegal websites(うっかり違法サイトを訪れてしまう)
- misunderstanding(誤解)
- cyberbully(インターネット上でいじめをする人)

For More Use >>>> p.110

3 Do you think the items given in the box below are advantages or disadvantages of social media? Classify the items to "Advantages" or "Disadvantages".

Advantages () Disadvantages ()

- a. We can find people around the world who share the same interests and hobbies, and build communities.
- b. Our private information can be leaked through social media and we may become a victim of criminals and cyberbullies.
- c. We don't know who will read our messages and how they will respond to them.
- d. Videos and photographs, as well as text messages, can be shared with others very easily using social media.